

Preparation of compressed air → Maintenance units and components

Maintenance unit, 2-part, Series AS2-ACD

▶ G 1/4 - G 3/8 ▶ filter porosity: 5 µm ▶ lockable ▶ with pressure gauge ▶ ATEX certified



00119382

ATEX	II 2G2D T4 X
Maintenance Unit	2-in-1, Can be assembled into blocks
Parts	Filter pressure regulator, lubricator
Regulator type	Diaphragm-type pressure regulator
Regulator function	with relieving air exhaust
Lock type	with padlock
Pressure supply	single
Installation location	vertical
Ambient temperature min./max.	-10 °C / +50 °C
Medium temperature min./max.	-10 °C / +50 °C
Working pressure min./max.	See table below
Adjustment range min./max.	0.5 bar / 8 bar
Medium	Compressed air
Filter element	exchangeable
Filter reservoir volume	28 cm ³
Condensate drain	See table below
Type of filling	Manual oil filling Semi-automatic oil filling during operation
Oil type	HLP 68 (DIN 51 524 - ISO VG 68) HLP 32 (DIN 51 524 - ISO VG 32)
Lubricator reservoir volume	40 cm ³
Materials:	
Housing	Polyamide
Threaded bushing	Die cast zinc
Cover	Acrylonitrile butadiene styrene
Seal	Acrylonitrile Butadiene Rubber
Filter insert	Polyethylene

Technical Remarks

- The pressure dew point must be at least 15 °C under ambient and medium temperature and may not exceed 3 °C.
- Oil dosing at 1000 l/min [drops/min]: 1-2
- max. particle count as per ISO 8573-4 at the outlet: 10 mg/m³

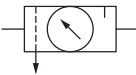
InduParts Pneumatics B.V.B.A.

Sint-Jorisstraat 40
 B-8800 ROESELARE
 BELGIUM
 Tel. +31 (0)51 22 58 88
 Fax. +31 (0)51 22 58 98
info@induparts.com
www.induparts.com

Preparation of compressed air → Maintenance units and components

Maintenance unit, 2-part, Series AS2-ACD

► G 1/4 - G 3/8 ► filter porosity: 5 µm ► lockable ► with pressure gauge ► ATEX certified

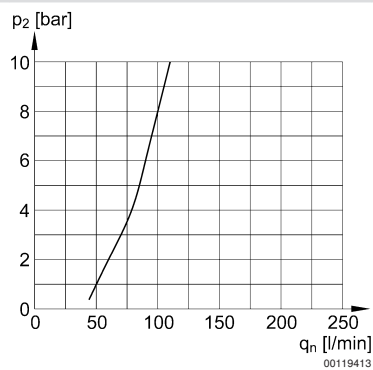
	Port	Qn	Working pressure	Condensate drain	Note	Weight	Part No.
		[l/min]	min./max. [bar]			[kg]	
	G 1/4	1800	1.5 / 16	semi-automatic, open without pressure	1); 3)	0.633	R412006298
	G 1/4	1800	1.5 / 16	semi-automatic, open without pressure	2)	0.633	R412006304
	G 1/4	1800	1.5 / 16	fully automatic, open without pressure	1); 3)	0.676	R412006299
	G 1/4	1800	1.5 / 16	fully automatic, open without pressure	2)	0.676	R412006305
	G 1/4	1800	0 / 16	fully automatic, closed without pressure	1); 3)	0.676	R412006300
	G 1/4	1800	0 / 16	fully automatic, closed without pressure	2)	0.676	R412006306
	G 3/8	2000	1.5 / 16	semi-automatic, open without pressure	1); 3)	0.633	R412006307
	G 3/8	2000	1.5 / 16	fully automatic, open without pressure	1); 3)	0.676	R412006308
	G 3/8	2000	0 / 16	fully automatic, closed without pressure	1); 3)	0.676	R412006309
	G 3/8	2000	1.5 / 16	semi-automatic, open without pressure	2)	0.633	R412006313
	G 3/8	2000	1.5 / 16	fully automatic, open without pressure	2)	0.676	R412006314
	G 3/8	2000	0 / 16	fully automatic, closed without pressure	2)	0.676	R412006315

1) Reservoir: Polycarbonate

2) Reservoir: Die cast zinc

3) Protective guard: Polyamide

Nominal flow Qn at 6.3 bar and Δp = 1 bar.

Lubricator activation margin

p2 = secondary pressure qn = nominal flow

InduParts Pneumatics B.V.B.A.

Sint-Jorisstraat 40

B-8800 ROESELARE

BELGIUM

Tel. +31 (0)51 22 58 88

Fax. +31 (0)51 22 58 98

info@induparts.com

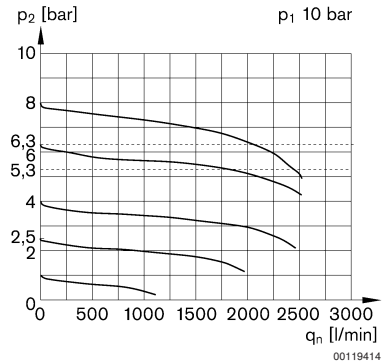
www.induparts.com

Preparation of compressed air → Maintenance units and components

Maintenance unit, 2-part, Series AS2-ACD

► G 1/4 - G 3/8 ► filter porosity: 5 µm ► lockable ► with pressure gauge ► ATEX certified

Flow rate characteristic (p2: 0,5 - 8 bar)



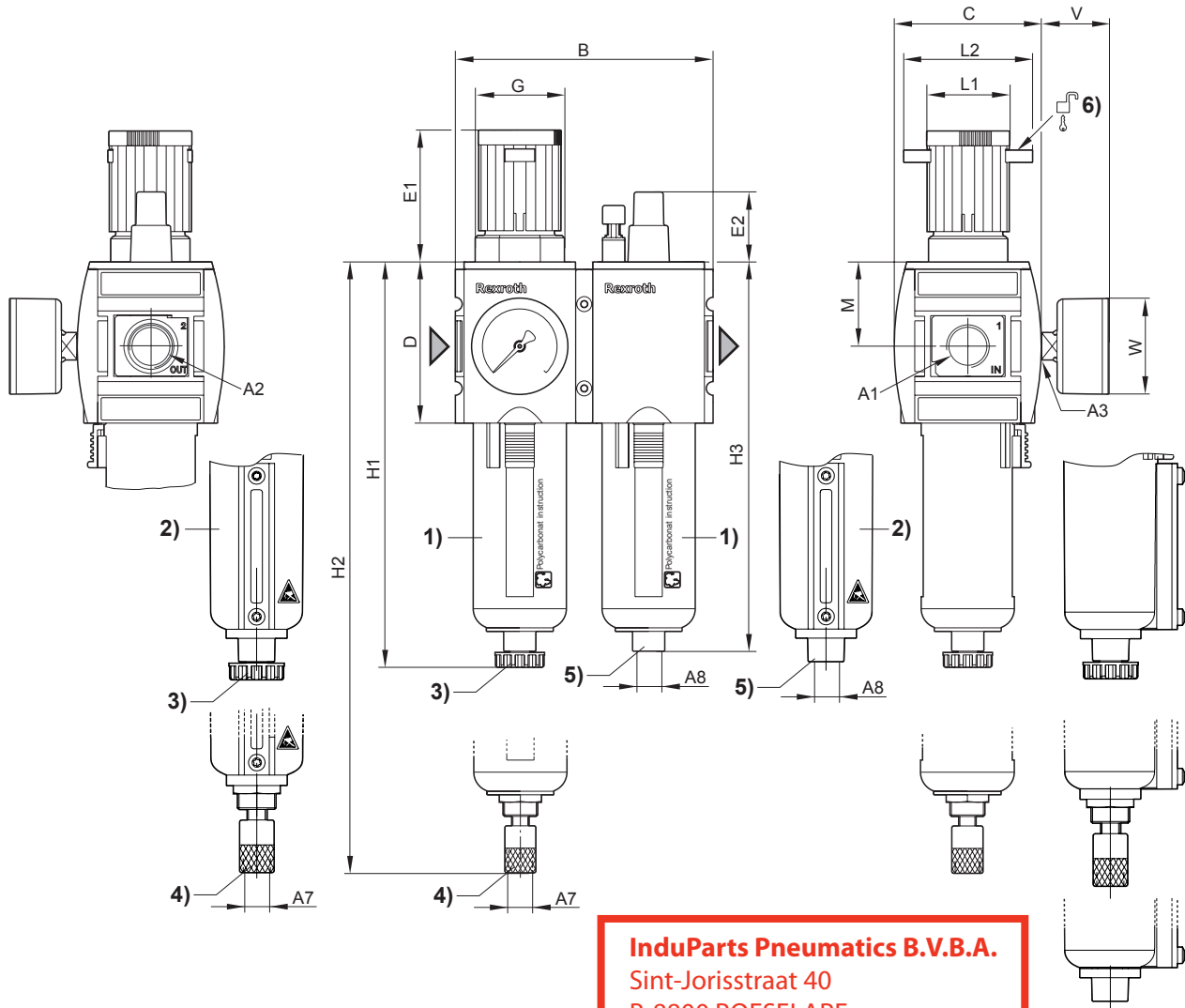
p_1 = working pressure; p_2 = secondary pressure; q_n = nominal flow

InduParts Pneumatics B.V.B.A. - Sint-Jorisstraat 40 - B-8800 ROESELARE - Belgium
 tel. + 32.(0)51.22.58.88 - fax. + 32.(0)51.22.58.98 - info@induparts.com

Preparation of compressed air → Maintenance units and components

Maintenance unit, 2-part, Series AS2-ACD

▶ G 1/4 - G 3/8 ▶ filter porosity: 5 µm ▶ lockable ▶ with pressure gauge ▶ ATEX certified

Dimensions

- 1) Plastic reservoir and protective guard with window
- 2) Metal reservoir with level indicator
- 3) Semi-automatic condensate drain
- 4) Fully automatic condensate drain
- 5) Port for semi-automatic oil filling
- 6) Mounting option for padlocks; max. shackle Ø 8

InduParts Pneumatics B.V.B.A.

Sint-Jorisstraat 40

B-8800 ROESELARE

BELGIUM

Tel. +31 (0)51 22 58 88

Fax. +31 (0)51 22 58 98

info@induparts.com

www.induparts.com

00133993

A1	A2	A3	A7	A8	B	C	D	E1	E2	G	H1	H2
G 1/4	G 1/4	G 1/4	G 1/8	G 1/8	104	59	65	57.9	29.5	M36x1,5	163.5	180.5
G 3/8	G 3/8	G 1/4	G 1/8	G 1/8	104	59	65	57.9	29.5	M36x1,5	163.5	180.5
A1	H3	M	L1	L2	V	W						
G 1/4	157	34	34	54	37	50						
G 3/8	157	34	34	54	37	50						